

Specifications

System:

Freq. Range (-10 dB):
50Hz-20kHz

Freq. Response (± 3 dB):
70Hz-17kHz

Horz. Coverage Angle (-6 dB):
80° nominal

Vert. Coverage Angle (-6 dB):
60° nominal

Directivity Factor Q (DI):
10.7 (10.3), averaged 1kHz-10kHz

System Sensitivity:
100 dB, 1W@1m

Rated Maximum SPL:
133 dB @ 1 m (3.3ft) peak

HF Protection:
Over-voltage dampening

System Input Power Rating:
500W RMS
2000W Peak

Recommended Amplifier Power:
700W RMS

System Nominal Impedance:
8 ohms

Crossover Frequency and Slope:
1.8kHz; 24 dB/octave

HF Protection:
Dynamic

Transducers:

Low Frequency:
15" (380 mm) diameter woofer

High Frequency:
2" (51 mm) compression driver,
horn loaded

Physical:

Enclosure:
Asymmetrical trapezoidal,
reinforced polypropylene

Mounting:
Lockable 1-3/8" (35mm) stand
mount

Rigging Inserts:
6 points, accepts M10 threaded
hardware

Input/Output Connectors:
2 Neutrik Speakon

Dimensions HxWxD:
29.1" x 17.9" x 14.8"
(740 mm x 454 mm x 375 mm)

Net Weight:
72.7 lb (33.0 kg)

MACKIE®
INDUSTRIAL™

industrial@mackie.com

16220 Wood-Red Road NE Woodinville, WA 98072

TEL +888.337.7404, FAX +425.487.4337

UK +44.1268.570.808, FAX +44.1268.570.809 +industrial@rcf-uk.com

ITALY +39.0522.354.111, FAX +39.0522.332.294 +industrial@rcf.it

FRANCE +33.3.8546.9160, FAX +33.3.8546.9161 +industrial@rcf.fr

GERMANY +49.2572.96042.0, FAX +49.2572.96042.10 +industrial@mackie.de

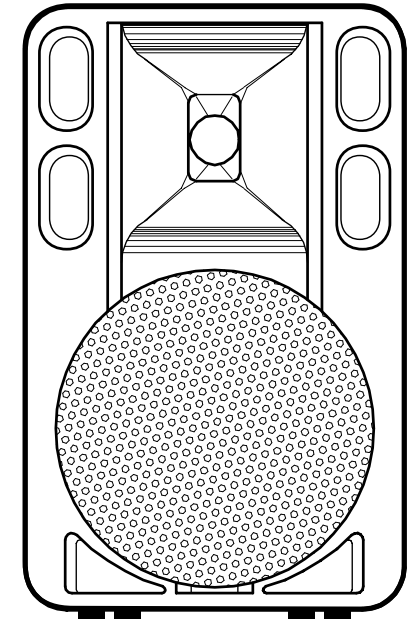
Part No. 910-171-20 Rev. A 2/00

© 2000 Mackie Industrial. All Rights Reserved. Printed in the USA.

MACKIE®
INDUSTRIAL™

ART500
Passive Speaker System

Quick-Start Guide



The ART500 is a full-range two-way professional passive speaker system that combines high power, wide bandwidth, and the reduced weight of a special hybrid construction for fixed-installation systems. The 15" low-frequency transducer, in combination with a 2" titanium compression driver coupled to an integral 80° x 60° constant directivity polynomial horn, form an extremely powerful package for any small to medium-sized sound reinforcement application.

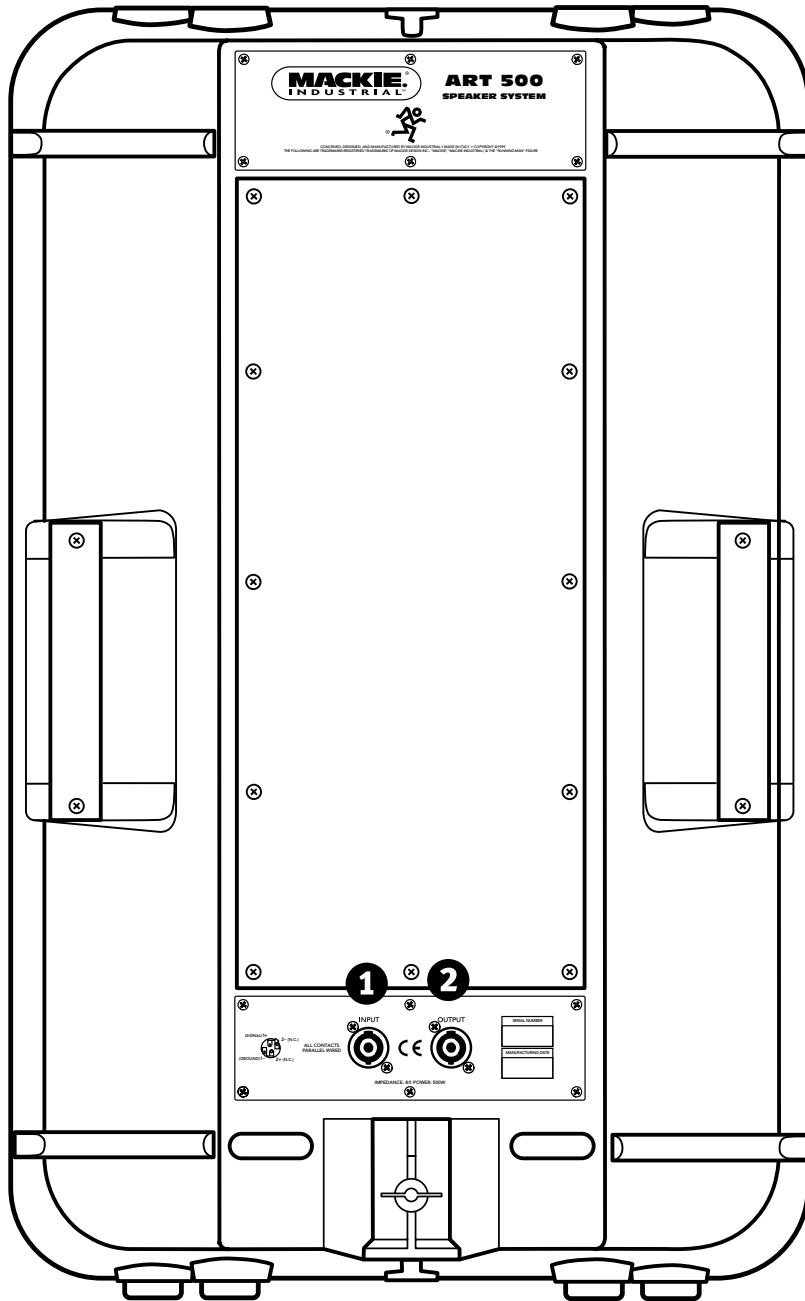
It features dual Neutrik Speakon® input and output connectors for cascading multiple speakers. The passive crossover is designed to reduce heat dissipation and optimize the power response of the loudspeaker.

The enclosure is constructed of high-strength polypropylene and multilayer wood, with M10 threaded inserts on all four sides for rigging, and an integral locking 1-3/8" socket in the bottom for mounting on a standard speaker stand.

Safety First!

Before connecting and using the equipment, please read this Quick-Start Guide carefully and keep it for future reference.

WARNING! This equipment has been designed to be installed by qualified professionals only! There are many factors to be considered when installing professional sound reinforcement systems, including mechanical and electrical considerations, as well as acoustic coverage and performance. Mackie Industrial strongly recommends that this equipment be installed only by a professional sound installer or contractor.



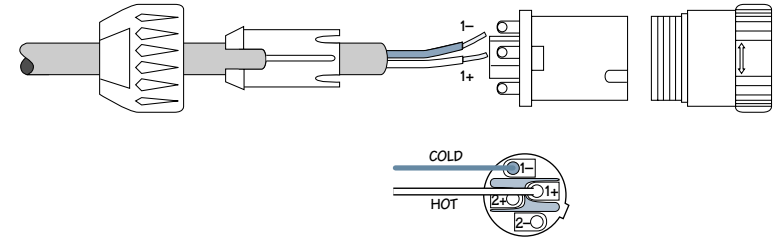
Rear Panel Features

1. INPUT is a Neutrik Speakon connector for connecting a speaker-level signal.
2. OUTPUT is a Neutrik Speakon connector that is paralleled with the INPUT jack, for daisy-chaining speakers together.

Connections

The Speakon connectors use the following wiring standard:

- Pin 1+ = Signal (+)
- Pin 1- = Ground (-)



Installation

A 1-3/8" (35mm) socket is provided in the bottom of the cabinet for mounting the loudspeaker on a speaker stand.

The ART500 can be suspended with approved rigging hardware. **Always use at least two M10 threaded inserts located on opposite sides of the enclosure.** The speaker **must** be positioned so that the weight of the enclosure is equally distributed over the two inserts.

WARNING: Never attempt to suspend the ART Series loudspeakers by their handles. Consult a professional rigger or structural engineer prior to suspending loudspeakers from a structure not intended for that use. Always know the working load limit of the structure supporting the loudspeaker array. Always make sure that the rigging hardware minimum rating is at least five times the actual load.